




Heated open display case

OPERATION INSTRUCTIONS



BZ-BHD50

Thank you for choosing and purchasing our product. Please carefully read the operation instructions before use for a correct application and satisfactory effect.

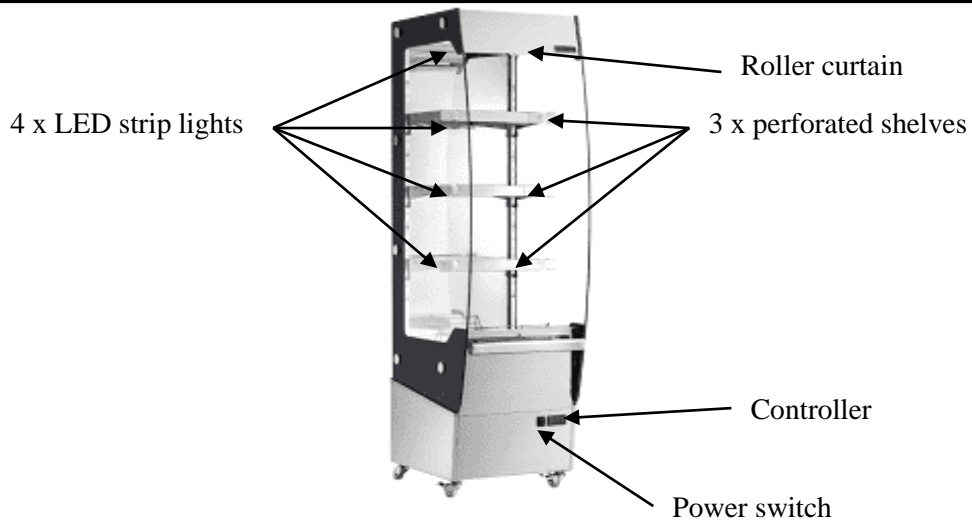
Contents

- 2. General**
- 2. Structure and Parts**
- 2. Safety**
- 3. Preparation and Power Supply**
- 3. Installation and operation**
- 4. Maintenance and cleaning**
- 5. Cautions**
- 5. Major Parameters**
- 5. Electric Circuit Diagram**

General

1. This instruction manual contains information about the installation, operation and maintenance of the device and should be consulted as an important source of information and reference guide.
2. Awareness of the safety instructions and instructions for use in this manual will ensure the safe and correct use of the device.

Structure and Parts



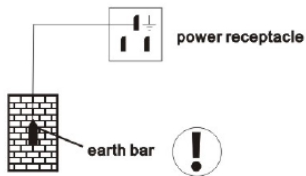
Safety

- * The appliance is not to be used by persons (including children) with reduced physical, sensory or mental capabilities, or lack of experience and knowledge, unless they have been given supervision or instruction
- * Children being supervised not to play with the appliance.
- * This appliance can be used by children aged from 8 years and above and persons with reduced physical, sensory or mental capabilities or lack of experience and knowledge if they have been given supervision or instruction concerning use of the appliance in a safe way and understand the hazards involved
- * Children shall not play with the appliance
- * Cleaning and user maintenance shall not be made by children without supervision
- * If the supply cord is damaged, it must be replaced by the manufacturer, its service agent or similarly qualified persons in order to avoid a hazard.
- * Don't use any kind of pressure water jet for cleaning the device.
- * To prevent hazards and to ensure optimum efficiency, no modifications or alterations to the device that are not explicitly approved by the manufacturer may be undertaken.
This device may only be operated in technically proper and safe condition.
- * The device should be never left unattended during operation. Keep away children.
- * Preserve this manual safely. When passing on/selling the device to a third party, the manuals must be handed over along with the device.
- * Every person using the device must act in accordance with the manuals and under consideration of the safety advice.
- * The device is to be used indoors only.
- * Any technical interventions, as well as assembly and maintenance are to be made by a qualified customer service technician only.

Preparation and Power Supply

Exclusive power socket

The power receptacle must have a reliable earth connection.



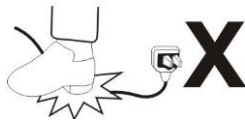
No share on socket

Never let the device share the common socket with other appliance, otherwise the cable becomes hot and fire might be resulted



Protect cables

Never break or damage the cables otherwise current leakage and fire might be resulted.



No water flushing

Never give the device surface a flush otherwise current leakage might be resulted.



Prevent from flammables and explosive

Never put any flammable or explosive inside the device such as ether, gasoline, alcohol, adhesive and explosive. Never put dangerous product nearby the device.



Installation and Operation

Installation

- * Place the device on top of an even and safe surface which supports the weight of the device and is not heat sensitive.
- * Not at any time should you place the device on an inflammable surface (such as tablecloth, carpet, etc)
- * You must not position the device near open fireplaces, electric ovens/arc furnaces/electric heaters or other heat sources.
- * Position the device in such a way that the plug is easily accessible.

Operation

- * Before first use, clean the inner sides and the playing grids with a soft cloth and a mild cleaning agent. Afterwards, dry the device thoroughly.
- * Connect the device to a single grounded power socket.
- * Set the temperature as required for respective foods. You may adjust the desired temperature in the range between 30°C-80 °C.
- * The temperature inside of the hot display can be read from the front display.
- * Put the foods in appropriate containers before displaying them inside the hot display and shut the retractable blind until ready for service.
- * DO NOT Touch the HOT internal metal shelves, guards or put food in direct contact with the shelves.
- * Some of the device parts become very hot, always use safety gloves when placing or removing foods.
- * The foods are kept warm at the temperature set by you previously.
- * In order to place or remove foods, you may open the retractable blind.
- * Switch on the inner light when required using the light switch button on the device controller.
- * Disconnect the device from the power socket when the device is not in use.

Cleaning and Maintenance

- * Before beginning with repair or cleaning works make sure the device has been disconnected from the power socket and has cooled down.
- * Don't use any acid agents / harsh sanitizing agents, and make sure no water ingresses the device.
- * To protect yourself from the electric shock, never immerse the device, its cables and the plug in water or other liquids.
- * Don't use any kind of pressure water jet for cleaning the device.

Cleaning

- * The device should be cleaned regularly.
- * Clean the device from the inside and outside with a soft, damp cloth and a mild cleaning agent.
- * Clean the placing grids and the housing with a soft, damp cloth and a mild cleaning agent.
- * Only use a soft cloth and make sure you never use any kind of abrasive agents or pads which could scratch the surface.
- * After the cleaning procedure, you should use a soft and dry cloth to wipe dry and polish the surface.
- * Make sure the device has been cleaned properly before storing it in a dry place.

Maintenance

- * Check the mains lead from time to time to ensure it is not damaged in any way. Never use the device if the lead is damaged. If the lead is damaged, it must be replaced by a qualified electrician.
- * Only a qualified technician should carry out repairs and maintenance of the device. Do not attempt to repair the device by yourself.
- * Appliances must be disconnected from their power supply during cleaning or maintenance and when replacing parts.

Cautions

Children should be supervised to ensure that they do not play with the appliance.

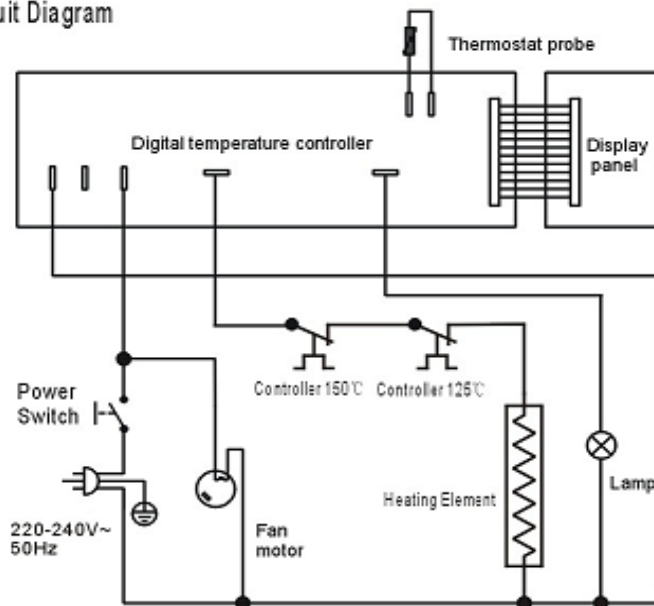
- If the supply cord is damaged, it must be replaced by the manufacturer, its service agent, or similarly qualified persons in order to avoid a hazard.

Major Parameters

	BZ-BHD50
Temperature range(°C)	30-80
General Rated Input Power(W)	2000
Rated Current (A)	9.0
Rated Voltage(V)	220-240~
Rated Frequency (Hz)	50
Storage Volume(L)	220
Net Weight(kg)	67
Overall Dimension(mm)	600x494x1742

Circuit Diagram

Circuit Diagram



Note

1. The electric circuit diagram and parameters on the product name plate are final ones if they have been changed.
2. The design might be improved without notice.



Caution!

HOT SURFACE! Do not Touch or put food in direct contact with the shelf

Consult repair manual/owner's guide before attempting to install or service this product. All safety precautions must be followed. Dispose of properly in accordance with federal or local regulations.

Disposal



EU regulations require refrigeration product to be disposed of by specialist companies who remove or recycle all gasses, metal and plastic components.

Consult your local waste collection authority regarding disposal of your appliance. Local authorities are not obliged to dispose of commercial equipment but may be able to offer advice on how to dispose of the equipment locally.

All packaging materials should be disposed of in an environmentally friendly way.

The cardboard may be used as scrap paper. The protective foil and the foam cushions are CFC-free.

Do not allow children to play with the packaging and destroy plastic gags safely.

Environmental protection



Discarded electric appliances are recyclable and should not be discarded in the domestic waste! Please actively support us in conserving resources and protecting the environment by returning this appliance to the collection centers (if available). Contact your local government for information regarding the collection systems available. When replacing old appliances with new ones, the retailer is legally obligated to take back your old appliance for disposals

Compliance

Parts have undergone strict product testing in order to comply with regulatory standards and specification set by international, independent, and federal authorities.

Products have been approved to carry the following symbols:

