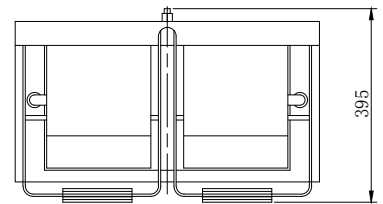
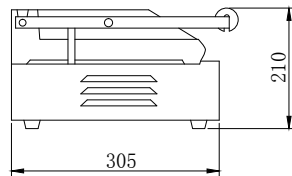
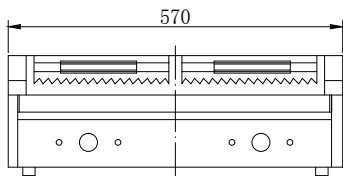


Double Contact Grill

BRSCG2



BRRCG2



IMPORTANT - SEASONING THE COOKING SURFACES BEFORE USE

The cooking surfaces need to be seasoned before using for the first time.

1. Ensure the cooking surfaces are clean.
2. Brush the surfaces with cooking oil.
3. Set the thermostat to 110°C and turn the appliance on. The power indicator light turns on.
4. Once the appliance reaches temperature the power indicator light turns off.
5. Turn the appliance off and allow it to cool before wiping away any excess oil.
6. The appliance is now ready to use.

FEATURES

- Stainless steel construction
- Ribbed or smooth bottom plate options
- Supplied with wire cleaning brush
- Cast iron plates
- Counter balanced top plates
- Removable drip tray

TECHNICAL SPECIFICATIONS

- Controller: Manual thermostat
- Temperature Range: +50°C ~ +300°C
- Power Consumption: 1800+1800W
- Power Supply: 2x 13amp

MODEL	FINISH	EXTERNAL DIMENSIONS (H x W x D mm)	WEIGHT (kg)	RRP
BRSCG2	Top ribbed, bottom smooth	210 x 570 x 395	30	
BRRCG2	Top ribbed, bottom ribbed	210 x 570 x 395	30	

